

Warrumbungle Shire Council

Operational Plan 2022/23

Adopted 19 May 2022

Resolution 295/2122

Council Values and Statements

Values

Honesty; Integrity; Fairness; Compassion; Respect; Transparency; Passion; Trust; Opportunity

Vision

A peaceful and sustainable way of life built by a strong community

Mission

We will provide:

- Quality, cost effective services that will enhance our community's lifestyle, environment, opportunity and prosperity
- Infrastructure and services which meet the social and economic needs and aspirations of the community now and in the future
- Effective leadership and good governance, by encouraging teamwork, through a dedicated responsible well-trained workforce

Statement of Acknowledgement of Country

We acknowledge and pay respect to the Traditional Owners of these nations. We also acknowledge past, present and emerging Elders and the continuation and celebration of cultural, spiritual and educational practices of Aboriginal and Torres Strait Islander peoples.

Contents

Council Values and Statements.....	2
1. Foreword from the Mayor	4
2. Our planning framework.....	5
3. Introduction	6
3.1 Operational Budget Summary.....	6
3.2 Capital Budget Summary.....	6
3.3 Budget at a glance	7
4. Context	8
4.1 Our services.....	8
4.2 Link to the Community Strategic Plan.....	8
4.3 Income Statement.....	10
5. Operational Plan	11
5.1 Budget Numbers	11
5.2 Delivery Program Numbers	17
5.3 Revenue (Function View)	19
5.4 Expenditure (Function View)	22
5.5 Proposed Capital Program 2022/23 – 2025/26.....	25
5.6 Balance Sheet	49
5.7 Cash Flow Statement	50
6 Evaluation.....	51
6.1 Cash and Investments Balance	51
6.2 Operating Surplus/(Deficit)	51
6.3 Debt Service Ratio	51
6.4 Total Borrowings	51
6.5 Unrestricted Current Ratio	51
6.6 Building and Infrastructure Renewals Ratio.....	51

1. Foreword from the Mayor

I am pleased to present the Operational Plan for 2022/23, the first of the term of Council elected in December 2021.

There is no doubt we are coming off several challenging years, not only with the droughts, floods and bushfires that are a part of life for people living in the Warrumbungle local government area, but a global pandemic as well. My focus has been not only on delivering for the community but to secure the future financial sustainability of our Council. My clear message to our residents, ratepayers, businesses and the community is about fairness and equity for all.

Our Operational Plan allows us to further invest in our region, creating jobs, encouraging businesses and providing more for the community. I am determined to deliver on making us stronger, greener, safer, more resilient and more harmonious while at the same time keeping a firm rein on spending.

In 2022/23 Council will commit to spending \$36 million on services and facilities, and to deliver a \$21 million capital program which provides for \$1.9 million in Regional Roads, \$4.1 million on water projects, \$4.3 million in Warrumbungle Sewer, \$3.1 million on town streets, parks and gardens and property, and \$1.2 million on RFS enhancements and vehicles.

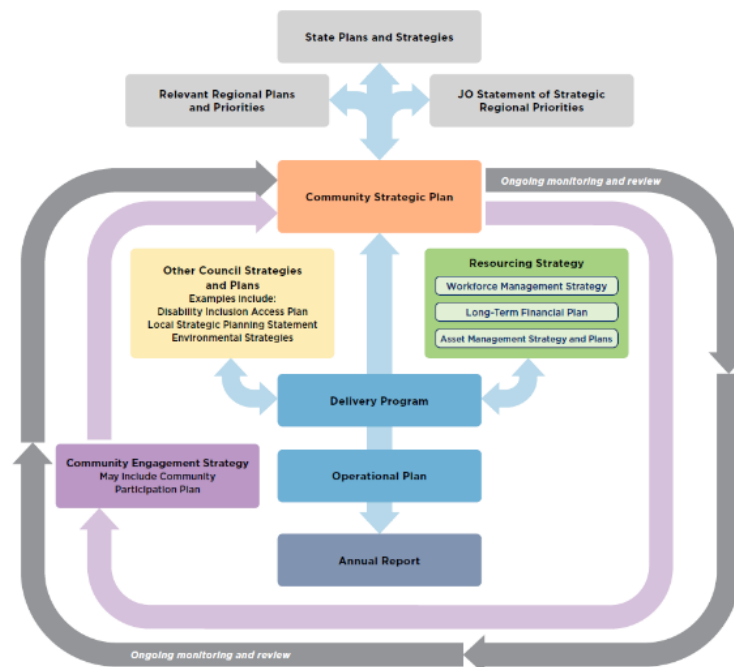
During 2022/23, the community can expect to see:

- New entry signs to each town in the LGA
- Maintenance works to town halls and public amenities
- Regional and local road reseals
- The widening of Purlewaugh Road
- Castlereagh River revitalisation
- Upgrades to sporting facilities, including grandstands, amenities, and resurfacing
- More new footpaths
- Upgrades to water and sewage treatment plants

I am excited to present this plan, as we continue to recover from COVID-19, and deliver on the many initiatives which the community so richly deserves and expects. I am looking forward to the achievements that will be made in the next few years thanks to the work of my fellow councillors and the support of staff, and I look hopefully towards the next 12 months.

2. Our planning framework

All NSW councils develop and report on a set of plans that set out a vision, goals, and strategies to achieve them. This is known as the Integrated Planning and Reporting (IP&R) Framework.



Council's IP&R Framework comprises:

Community Engagement Strategy a 4-year strategy for community engagement, setting out a whole-of-council commitment to engaging with the community.

Community Strategic Plan a 10-year plan outlining the community's goals and aspirations, captured through extensive community engagement.

Delivery Program a 4-year program for the term of the elected Council, to achieve the goals of the Community Strategic Plan.

Operational Plan an annual plan of actions that support the Delivery Program strategies.

Resourcing Strategy a set of plans and strategies including the Asset Management Strategy, Workforce Management Plan, and Long-Term Financial Plan that ensure Council has the necessary resources and assets.

The Operational Plan is renewed annually to set the short-term priorities for Council. The Operational Plan determines which key projects are budgeted and approved for the Financial Year and sets the parameters used to measure the progress and success of these projects.

The Operational Plan 2022-2023 has been compiled following extensive discussions and workshops with Council staff and our leaders. The actions contained in the Operational Plan have been rigorously tested and balanced against the priorities of the Delivery Program (flowing from the Community Strategic Plan), as well as the resources, requirements and functions of the organisation.

3. Introduction

3.1 Operational Budget Summary

The financial impacts of recent natural disasters and the COVID-19 pandemic compounded the 2012/13 TCorp Financial Sustainability of the NSW Local Government Sector and Fit for the Future Report, which identified many financial challenges faced by Council and other similar sized rural councils.

Council has made considerable progress in addressing its long-term financial position, although the fact remains that there are external influences that have a significant impact. These include:

- The Warrumbungle local government area is a sparsely populated rural area with a large transport infrastructure network and no corresponding economies of scale.
- An ageing population.
- Cost shifting by other levels of government.
- Difficulties in recruiting and retaining staff in a competitive market.
- Revenue constraints such as rate pegging.
- Reliance on grant funding.
- Possible extension to freezing of Federal Assistance Grants (FAGs) by the Commonwealth.

It is under these constraints that the 2022/23 Operational Plan (budget) has been prepared. A continued focus of the development of the 2023-2023 budget has been to minimise operating deficits across all funds. The budget position will be supported with strategies to ensure that costs are tightly controlled and that financial management across the business is a key priority during a challenging economic period.

The 2022/23 budget includes:

- An operating deficit before capital grants of \$3.3m
- An unrestricted cash budget surplus of \$1.2m
- Council's cash at bank will increase by \$2.7m (\$13.6m to \$16.3m) by the end of 2022/23.
- A capital program of \$21.1m

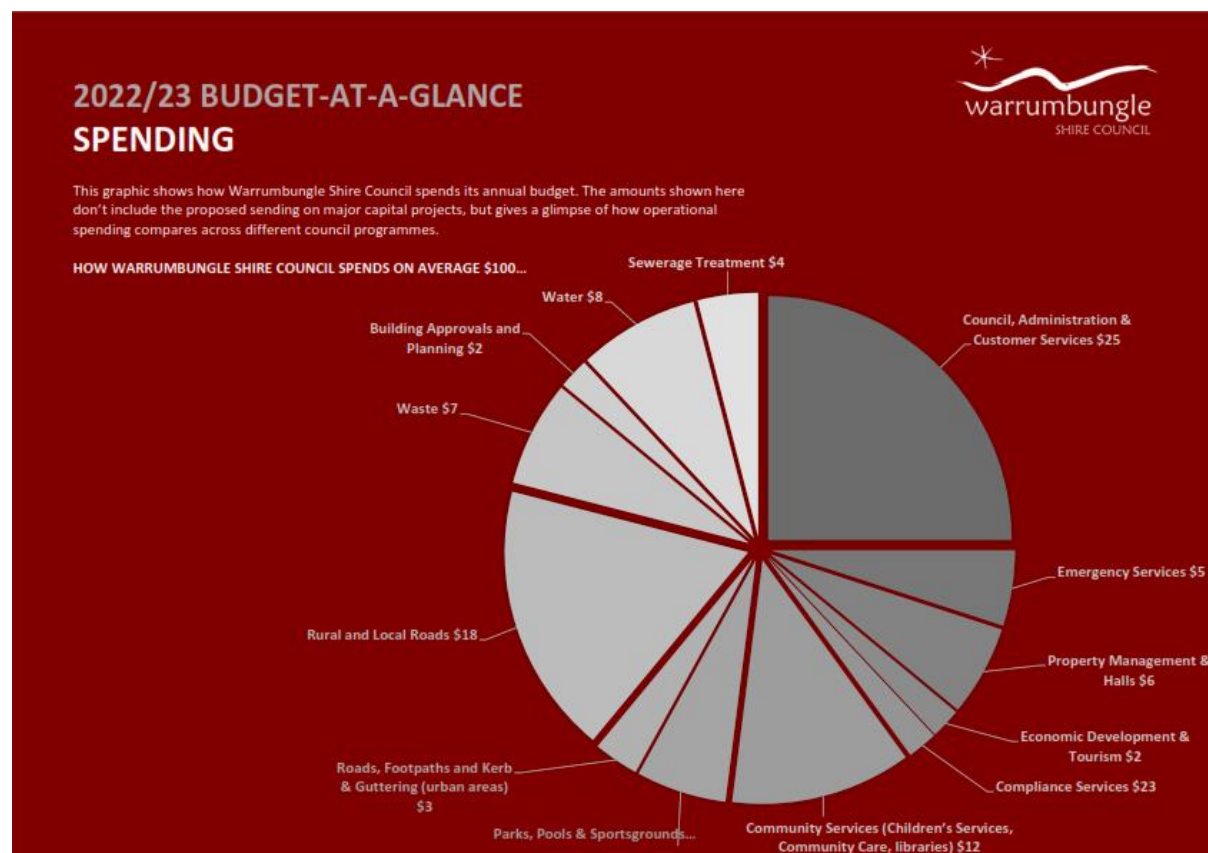
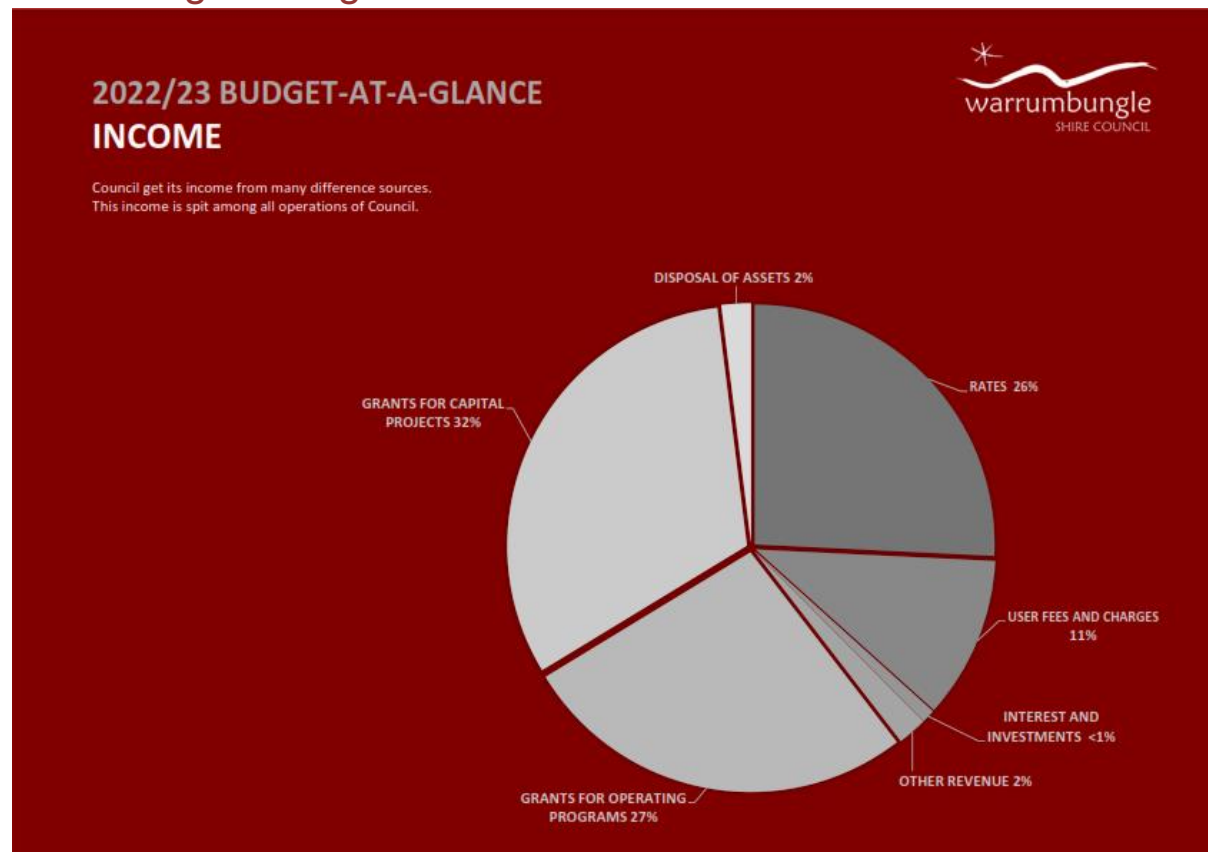
3.2 Capital Budget Summary

Council is committed to building the infrastructure that supports the needs of the community, both now and in the future. The 2022/23 Capital Budget includes approximately \$21.1m worth of infrastructure projects including (eg scheduled and ongoing asset renewals and some exciting projects listed as below.

- Plant & Equipment - \$2.3m
- Road Operations - \$6.3m
- Swimming Pools - \$1.1m
- Urban Services - \$3.2m (including Ovals \$1.0m)
- Warrumbungle Sewer - \$4.3m
- Warrumbungle Water - \$4.1m

Many of the projects are partially funded through State and Federal funding grants, allowing Council to undertake major projects that will support our region. Council is also planning for a number of key projects, ensuring they are shovel-ready with the appropriate planning, design and business cases necessary to kick-start if further funding becomes available.

3.3 Budget at a glance



4. Context

4.1 Our services

Aerodromes	Organisational Performance and Development
Bridges	Parks and Playgrounds
Building Regulation Compliance	Payroll
Cemeteries	Fleet and Plant Management
Childcare	Project Management
Civic Services	Public Amenities
Communications	Public Place Waste Management
Community Programs	Purchasing
Compliance	Recruitment
Contract Management	Resource Recovery
Contribution Plans	Roads
Customer Services	Sewer Network Infrastructure
Development Advisory Service	Shared Paths
Development Application Determination	Sportsgrounds
Drainage Network	Stores and Inventory
Environmental Compliance	Strategic Asset Management
Facilities Management	Street Lighting
Financial Analysis and Business Support	Systems Development
Financial Control and Compliance	Systems Maintenance and Support
Governance	Tree Management
Information Management	Urban Planning
Insurance and Risk Management	Visitor Economy
Integrated Planning and Reporting	Waste and Recycling Collection
Internal Audit	Water Collection and Treatment
Libraries	Water Distribution
Organisational Development	Workplace Health and Safety

4.2 Link to the Community Strategic Plan

The Community Strategic Plan 2022-2037 (the CSP) sets out the goals and aspirations of the community, through extensive community engagement. This critical plan provides the foundation for Council to develop the strategies and actions that it will undertake to create the physical, economic and social environment the community seeks. The Delivery Program 2022-2026 is a series of principal activities that are organised under, and linked to, the four overarching goals of the Community Strategic Plan.

Key themes and strategies

Caring for the Environment: Natural resource management – environmental compliance; Asset protection – floodplain management, stormwater drainage; Utilities – waste services, water and sewer.

Civic Leadership: Community engagement – the community is engaged and has access to local representation; Fiscal responsibility – Council exceeds community expectations when managing its budget and operations; Organisational health – Council demonstrates sound organisational health and has a culture that promotes action, accountability and transparency; Strategic capacity – Council has the strategic capacity to understand the key issues for the local government area both now and in the future.

Strengthening the Local Economy: Planning – the community experiences the benefits of a sustainable population; Agriculture – the agricultural sector is supported as one of the pillars of growth and to sustain local opportunities; Tourism – the visitor economy generates additional revenue and employment to boost the local economy and creates opportunities for more vibrant cultural activities; Economic development – economic development is supported through new initiatives, innovation and additional resources to assist growth of business and industry.

Supporting Community Life: Wellbeing – community programs, services and facilities meet the needs of the community and provide a safe place to live; Culture – events and cultural activities provide the community with an opportunity to celebrate the unique culture and lifestyle of the area; Diversity – services are provided to ensure inclusiveness and support the vulnerable members of our community; Activity – a healthy and active community is supported by sport and recreational infrastructure; Infrastructure – the community is provided with the essential and resilient infrastructure it requires for daily life; Maintenance – the community has access to a prioritised schedule of infrastructure works; Transport – there are good transport links in and out of the local government area.

4.3 Income Statement

	<i>Budget 2022/23</i>	2023/24	2024/25	2025/26
Income from Continuing Operations	\$'000	\$'000	\$'000	\$'000
Rates & Annual Charges	15,105	15,537	15,985	16,381
User Charges and Fees	6,207	6,186	6,394	6,522
Interest & Investment Revenue	196	207	211	215
Other Revenues	959	978	997	1,017
Grants & Contributions (Operational)	15,795	15,684	16,099	16,537
Grants & Contributions (Capital)	13,967	17,672	12,198	3,260
Gains/(Losses) from Disposal of Assets	856	873	891	908
Net Share in JVs	-	-	-	-
Total Income from Continuing Operations	53,085	57,137	52,775	44,840
Expenses from Continuing Operations				
Employee Benefits & On-Costs	15,934	16,202	16,526	16,857
Borrowing Costs	58	28	10	-
Materials & Contracts	6,930	6,782	7,089	7,099
Depreciation & Impairment	13,344	13,567	13,794	14,026
Other Expenses	5,507	5,386	5,530	5,656
Net Share of Interest in Joint Ventures	-	-	-	-
Net Losses from Disposal of Assets	600	612	624	637
Total Expenditure from Continuing Operations	42,373	42,577	43,573	44,275
Net Operating Result for the Year	10,712	14,560	9,202	565

5. Operational Plan

5.1 Budget Numbers

Description	Cost of Council Activities				Funding of Activities		
	Revenue	Recurrent Expenditure	Capital Expenditure	Net Profit/ (Cost) to Council	Loan Payments	RA Movement	Surplus/ (Deficit)
General Revenue							
Rates Revenue	8,770,140	-		8,770,140	-	-	8,770,140
Interest Revenue	80,000	-		80,000	-	-	80,000
General Grants	7,877,515	-		7,877,515	-	-	7,877,515
Total General Revenue	16,727,655	-	-	16,727,655	-	-	16,727,655
Executive							
Management and Leadership	175,475	(1,101,966)		(926,491)	-	-	(926,491)
Governance	77,013	(464,726)		(387,713)	-	-	(387,713)
HR Management	108,842	(439,580)		(330,738)	-	-	(330,738)
Payroll Services	-	652,175		652,175	-	-	652,175
WH&S And Risk Management	119,533	(280,061)		(160,528)	-	-	(160,528)
Learning And Development Services	55,938	(200,457)		(144,519)	-	-	(144,519)
Total Executive	536,801	(1,834,614)	-	(1,297,813)	-	-	(1,297,813)

Description	Revenue	Recurrent Expenditure	Capital Expenditure	Net Profit/ (Cost) to Council	Loan Payments	RA Movement	Surplus/ (Deficit)
Technical Services							
Technical Services Management	-	(554,446)		(554,446)	-	-	(554,446)
Total Technical Services Management	-	(554,446)	-	(554,446)	-	-	(554,446)
Design Services							
Design Services Management	-	(46,655)		(46,655)	-	-	(46,655)
Emergency Services Management	-	(126,705)		(126,705)	-	-	(126,705)
Survey Investigation And Design	-	(211,224)	(80,500)	(291,724)	-	-	(291,724)
GIS	-	(196,781)		(196,781)	-	-	(196,781)
Asset Management	-	(179,627)		(179,627)	-	-	(179,627)
NSW Fire Brigade	-	(55,000)		(55,000)	-	-	(55,000)
Total Design Services	-	(815,992)	(80,500)	(896,492)	-	-	(896,492)
Road Operations							
Road Operations Management	39,379	(571,188)		(531,809)	-	-	(531,809)
Regional Roads M&R	5,101,164	(1,857,735)	(1,919,000)	1,324,429	-	1,324,429	-
Local Roads M&R	7,195,189	(2,562,218)	(4,274,167)	358,804	-	-	358,804
Aerodromes	100,661	(144,065)	(100,661)	(144,065)	-	-	(144,065)
RMCC And Other Road Contracts	1,000,000	(1,025,706)		(25,706)	-	-	(25,706)
Private Works	20,000	(70,370)		(50,370)	-	-	(50,370)
Total Road Operations	13,456,393	(6,231,283)	(6,293,828)	931,282	-	1,324,429	(393,147)

Description	Revenue	Recurrent Expenditure	Capital Expenditure	Net Profit/ (Cost) to Council	Loan Payments	RA Movement	Surplus/ (Deficit)
Fleet Services							
Fleet Services Management	46,956	(305,266)		(258,310)	-	(258,310)	-
Plant And Equipment	5,978,666	(2,220,449)	(2,270,000)	1,488,217	-	1,488,217	-
Depots	-	(162,838)		(162,838)	-	(162,838)	-
Workshops	-	(76,334)		(76,334)	-	(76,334)	-
Total Fleet Services	6,025,622	(2,764,888)	(2,270,000)	990,734	-	990,734	-
Property							
Property	326,426	(1,825,703)	(119,000)	(1,618,278)	-	-	(1,618,278)
Cemetery Services	100,000	(158,544)	(50,000)	(108,544)	-	-	(108,544)
Medical Facilities	50,000	(37,201)		12,799	-	-	12,799
Public Halls	17,240	(187,159)	(150,000)	(319,919)	-	-	(319,919)
Total Property	493,666	(2,208,607)	(319,000)	(2,033,942)	-	-	(2,033,942)
Urban Services							
Urban Services Management	3,901	(214,380)		(210,479)	-	-	(210,479)
Horticulture	-	(594,858)	(125,000)	(719,858)	-	-	(719,858)
Street Cleaning	-	(293,800)		(293,800)	-	-	(293,800)
Public Amenities	-	(317,026)		(317,026)	-	-	(317,026)
Ovals	220,000	(445,192)	(1,031,000)	(1,256,192)	-	-	(1,256,192)
Town Streets	330,000	(683,526)	(953,835)	(1,307,361)	-	-	(1,307,361)

Description	Revenue	Recurrent Expenditure	Capital Expenditure	Net Profit/ (Cost) to Council	Loan Payments	RA Movement	Surplus/ (Deficit)
Public Swimming Pools	111,855	(687,216)	(1,057,000)	(1,632,361)	-	-	(1,632,361)
Total Urban Services	665,756	(3,235,999)	(3,166,835)	(5,737,078)	-	-	(5,737,078)
Total Tech Services	20,641,436	(15,811,215)	(12,130,163)	(7,299,942)	-	2,315,163	(9,615,105)
Development Services							
Development Services Management							
Development Services Management	22,519	(476,788)		(454,269)	-	-	(454,269)
Building Control	62,347	(254,200)		(191,853)	-	-	(191,853)
Environmental Health Services	10,153	(129,122)		(118,969)	-	-	(118,969)
Town Planning	124,098	(257,949)	(40,000)	(173,851)	-	-	(173,851)
Total Development Services Management	219,117	(1,118,060)	(40,000)	(938,943)	-	-	(938,943)
Regulatory Services							
Compliance Services	28,669	(462,103)		(433,434)	-	-	(433,434)
Noxious Weeds	-	(120,000)		(120,000)	-	-	(120,000)
Total Regulatory Services	28,669	(582,103)	-	(553,434)	-	-	(553,434)
Development And Tourism							
Tourism And Development Services	59,470	(639,873)	(170,000)	(750,403)	-	-	(750,403)
Tourism And Economic Promotion	-	(116,400)		(116,400)	-	-	(116,400)
Total Development And Tourism	59,470	(756,273)	(170,000)	(866,803)	-	-	(866,803)
Total Development Services	307,256	(2,456,437)	(210,000)	(2,359,181)	-	-	(2,359,181)

Description	Revenue	Recurrent Expenditure	Capital Expenditure	Net Profit/ (Cost) to Council	Loan Payments	RA Movement	Surplus/ (Deficit)
Corporate And Community Services							
Corporate Services							
Corporate Services Management	53,984	(346,116)		(292,132)	-	-	(292,132)
Administration Services	372,652	(744,952)		(372,300)	-	-	(372,300)
Finance	729,426	(1,458,452)		(729,026)	-	-	(729,026)
Communications And IT	789,634	(824,475)	(300,000)	(334,842)	-	-	(334,842)
Organisational Risk	351,740	(25,000)		326,740	-	-	326,740
Supply Services	3,000	(185,377)		(182,377)	-	-	(182,377)
Total Corporate Services	2,300,435	(3,584,372)	(300,000)	(1,583,937)	-	-	(1,583,937)
Corporate and Comm Services Other							
Bushfire and Emergency Services	1,714,710	(1,436,350)	-	278,360	-	-	278,360
Total Corporate and Comm Services	1,714,710	(1,436,350)	-	278,360	-	-	278,360
Community Services							
Community Services Management	81,000	(280,649)		(199,649)	-	-	(199,649)
Connect 5	292,169	(230,387)	-	61,782	-	61,782	-
Community Connections	209,915	(147,292)		62,623	-	62,623	-
OOSH	63,395	(103,078)		(39,683)	-	(39,683)	-
Libraries	93,150	(724,182)		(631,032)	-	-	(631,032)
Community Development	-	(163,000)		(163,000)	-	-	(163,000)

Description	Revenue	Recurrent Expenditure	Capital Expenditure	Net Profit/ (Cost) to Council	Loan Payments	RA Movement	Surplus/ (Deficit)
Community Transport	380,270	(494,783)	-	(114,513)	-	(114,513)	-
Aged Care Services	234,382	(55,366)	-	179,016	-	179,016	-
Meals On Wheels	365,674	(257,989)	-	107,685	-	107,685	-
Respite	128,023	(87,342)	-	40,681	-	40,681	-
Home Maintenance	164,670	(150,207)	-	14,463	-	14,463	-
Social Support	225,807	(145,920)	-	79,887	-	79,887	-
Yuluwirri Kids	1,933,345	(1,636,271)	-	297,074	-	297,074	-
Total Community Services	4,171,800	(4,476,466)	-	(304,666)	-	689,015	(993,681)
Total Corporate And Comm Services	8,186,945	(9,497,188)	(300,000)	(1,610,243)	-	689,015	(2,299,258)
Total General Fund		(29,599,454)	(12,640,163)				
Warrumbungle Water	7,184,493	(2,798,044)	(4,128,000)	258,449	-	258,449	-
Warrumbungle Sewer	4,591,870	(1,342,246)	(4,310,000)	(1,060,376)	191,735	(868,641)	-
Warrumbungle Waste	2,611,207	(2,392,361)	(50,000)	168,846	-	168,846	-
Warrumbungle Quarry	-	-	-	-	-	-	-
Warrumbungle TRRRC	-	-	-	-	-	-	-
Total Warrumbungle Shire Council	60,787,664	(36,132,105)	(21,128,163)	3,527,395	191,735	2,562,832	1,156,298
FFF Adjustments	-	-	-	-	-	-	-
Total Warrumbungle Shire Council	60,787,664	(36,132,105)	(21,128,163)	3,527,395	191,735	2,562,832	1,156,298

5.2 Delivery Program Numbers

	Revenue	Recurrent Expenditure	Capital Expenditure	Net Cost to Council	Loan Receipts or (Payments)	Cash Result	Restricted Assets	Surplus / (Deficit)
2022/23								
General Revenue	16,727,655	-	-	16,727,655	-	16,727,655	-	16,727,655
Executive	536,801	(1,834,614)	-	(1,297,813)	-	(1,297,813)	-	(1,297,813)
Technical Services	20,641,436	(15,811,215)	(12,130,163)	(7,299,942)	-	(7,299,942)	2,315,163	(9,615,105)
Development Services	307,256	(2,456,437)	(210,000)	(2,359,181)	-	(2,359,181)	-	(2,359,181)
Corporate Services	8,186,945	(9,497,188)	(300,000)	(1,610,243)	-	(1,610,243)	689,015	(2,299,258)
Total General Fund	46,400,094	(29,599,454)	(12,640,163)	4,160,477	-	4,160,477	3,004,179	1,156,298
Warrumbungle Water	7,184,493	(2,798,044)	(4,128,000)	258,449	-	258,449	258,449	-
Warrumbungle Sewer	4,591,870	(1,342,246)	(4,310,000)	(1,060,376)	191,735	(868,641)	(868,641)	-
Warrumbungle Waste	2,611,207	(2,392,361)	(50,000)	168,846	-	168,846	168,846	-
Total BAC Fund	14,387,570	(6,532,651)	(8,488,000)	(633,081)	191,735	(441,346)	(441,346)	-
Total WSC 2022/23	60,787,664	(36,132,105)	(21,128,163)	3,527,395	191,735	3,719,130	2,562,832	1,156,298
2023/24								
General Revenue	17,223,026	-	-	17,223,026	-	17,223,026	-	17,223,026
Executive	575,636	(1,378,207)	-	(802,571)	-	(802,571)	-	(802,571)
Technical Services	14,346,747	(16,119,056)	(6,991,200)	(8,763,509)	-	(8,763,509)	2,044,518	(10,808,027)
Development Services	313,401	(2,505,351)	(10,000)	(2,201,950)	-	(2,201,950)	-	(2,201,950)
Corporate Services	7,793,319	(9,437,626)	(1,245,000)	(2,889,307)	-	(2,889,307)	474,222	(3,363,529)
Total General Fund	40,252,129	(29,440,240)	(8,246,200)	2,565,689	-	2,565,689	2,518,741	46,948
Warrumbungle Water	11,958,501	(2,847,167)	(11,413,000)	(2,301,666)	-	(2,301,666)	(2,301,666)	-
Warrumbungle Sewer	9,962,237	(1,369,091)	(12,155,000)	(3,561,854)	191,736	(3,370,117)	(3,370,117)	-
Warrumbungle Waste	2,663,431	(2,440,210)	(20,000)	203,221	-	203,221	203,221	-
Total BAC Fund	24,584,169	(6,656,468)	(23,588,000)	(5,660,299)	191,736	(5,468,563)	(5,468,563)	-
Total WSC 2023/24	64,836,298	(36,096,708)	(31,834,200)	(3,094,610)	191,736	(2,902,874)	(2,949,822)	46,948

	Revenue	Recurrent Expenditure	Capital Expenditure	Net Cost to Council	Loan Receipts or (Payments)	Cash Result	Restricted Assets	Surplus / (Deficit)
2024/25								
General Revenue	17,727,395	-	-	17,727,395	-	17,727,395	-	17,727,395
Executive	579,155	(1,404,270)	-	(825,115)	-	(825,115)	-	(825,115)
Technical Services	14,489,140	(16,455,155)	(7,129,000)	(9,095,015)	-	(9,095,015)	2,126,950	(11,221,965)
Development Services	319,669	(2,555,250)	(10,000)	(2,245,581)	-	(2,245,581)	-	(2,245,581)
Corporate Services	7,910,046	(9,632,834)	(1,510,000)	(3,232,788)	-	(3,232,788)	461,299	(3,694,087)
Total General Fund	41,025,406	(30,047,509)	(8,649,000)	2,328,897	-	2,328,897	2,588,249	(259,353)
Warrumbungle Water	7,757,442	(3,049,537)	(6,050,000)	(1,342,095)	-	(1,342,095)	(1,342,095)	-
Warrumbungle Sewer	9,102,433	(1,396,474)	(10,075,000)	(2,369,041)	-	(2,369,041)	(2,369,041)	-
Warrumbungle Waste	2,716,700	(2,489,014)	(20,000)	207,686	-	207,686	207,686	-
Total BAC Fund	19,576,574	(6,935,025)	(16,145,000)	(3,503,451)	-	(3,503,451)	(3,503,451)	-
Total WSC 2024/25	60,601,980	(36,982,534)	(24,794,000)	(1,174,554)	-	(1,174,554)	(915,201)	(259,353)
2025/26								
General Revenue	18,248,333	-	-	18,248,333	-	18,248,333	-	18,248,333
Executive	582,745	(1,430,851)	-	(848,106)	-	(848,106)	-	(848,106)
Technical Services	14,690,020	(16,807,533)	(7,680,560)	(9,798,073)	-	(9,798,073)	2,464,368	(12,262,441)
Development Services	326,063	(2,606,147)	(10,000)	(2,290,084)	-	(2,290,084)	-	(2,290,084)
Corporate Services	8,029,108	(9,809,454)	(504,178)	(2,284,524)	-	(2,284,524)	470,609	(2,755,133)
Total General Fund	41,876,268	(30,653,985)	(8,194,738)	3,027,545	-	3,027,545	2,934,977	92,568
Warrumbungle Water	5,696,671	(2,953,525)	(890,000)	1,853,146	-	1,853,146	1,853,146	-
Warrumbungle Sewer	2,455,581	(1,424,407)	(515,000)	516,174	-	516,174	516,174	-
Warrumbungle Waste	2,771,034	(2,538,795)	(20,000)	212,239	-	212,239	212,239	-
Total BAC Fund	10,923,286	(6,916,727)	(1,425,000)	2,581,559	-	2,581,559	2,581,559	-
Total WSC 2025/26	52,799,554	(37,570,712)	(9,619,738)	5,609,104	-	5,609,104	5,516,535	92,568

5.3 Revenue (Function View)

Description	Income from Council Activities			
	2022/23 Final ELT Budget	2023/24	2024/25	2025/26
General Revenue				
Rates Revenue	8,770,140	8,950,570	9,127,469	9,307,906
Interest Revenue	80,000	81,600	83,232	84,897
General Grants	7,877,515	8,190,855	8,516,694	8,855,531
Total General Revenue	16,727,655	17,223,026	17,727,395	18,248,333
Executive Services				
Management and Leadership	175,475	175,475	175,475	175,475
Governance	77,013	112,397	112,397	112,397
HR Management	108,842	109,439	110,048	110,669
Payroll Services	-	-	-	-
WH&S And Risk Management	119,533	121,923	124,362	126,849
Learning And Development Services	55,938	56,401	56,873	57,354
Total Executive	536,801	575,636	579,155	582,745
Technical Services				
Technical Services Management				
Total Technical Services Management				
Design Services				
Design Services Management	-	-	-	-
Survey Investigation And Design	-	-	-	-
GIS	-	-	-	-
Asset Management	-	-	-	-
NSW Fire Brigade	-	-	-	-
Total Design Services	-	-	-	-
Road Operations				
Road Operations Management	39,379	40,166	40,970	41,789
Regional Roads M&R	5,101,164	4,930,411	4,984,616	5,039,797
Local Roads M&R	7,195,189	1,535,840	1,512,432	1,497,503
Aerodromes	100,661	-	-	-
RMCC And Other Road Contracts	1,000,000	1,020,000	1,040,400	1,061,208
Private Works	20,000	20,400	20,808	21,224
Total Road Operations	13,456,393	7,546,817	7,599,226	7,661,522
Fleet Services				
Fleet Services Management	46,956	47,895	48,853	49,830
Plant and Equipment	5,978,666	5,973,219	6,092,664	6,214,497

Description	2022/23 Final ELT Budget	2023/24	2024/25	2025/26
Depots	-	-	-	-
Workshops	-	-	-	-
Total Fleet Services	6,025,622	6,021,114	6,141,517	6,264,327
Property				
Property	326,426	329,760	333,160	336,629
Cemetery Services	100,000	102,000	104,040	106,121
Medical Facilities	50,000	51,000	52,020	53,060
Public Halls	17,240	17,585	17,936	18,295
Total Property	493,666	500,344	507,157	514,106
Urban Services and Facilities				
Urban Services and Facilities Management	3,901	3,979	4,059	4,140
Horticulture	-	-	-	-
Street Cleaning	-	-	-	-
Public Amenities	-	-	-	-
Ovals	220,000	20,400	20,808	21,224
Town Streets	330,000	140,000	100,000	106,000
Public Swimming Pools	111,855	114,092	116,374	118,701
Total Urban Services	665,756	278,471	241,241	250,065
Total Tech Services	20,641,436	14,346,747	14,489,140	14,690,020
Environment and Development Services				
Environment and Development Services Management				
Env and Dev Services Management	22,519	22,969	23,429	23,897
Building Control	62,347	63,594	64,866	66,163
Environmental Health Services	10,153	10,356	10,563	10,774
Town Planning	124,098	126,580	129,112	131,694
Total Environment and Development Services Management	219,117	223,499	227,969	232,529
Planning and Regulatory Services				
Compliance Services	28,669	29,242	29,827	30,424
Noxious Weeds	-	-	-	-
Total Planning and Regulatory Services	28,669	29,242	29,827	30,424
Economic Development and Tourism				
Economic Development and Tourism Services	59,470	60,659	61,873	63,110
Economic Development and Tourism Promotion	-	-	-	-
Total Economic Development And Tourism	59,470	60,659	61,873	63,110
Total Environment and Development Services	307,256	313,401	319,669	326,063

Description	2022/23 Final ELT Budget	2023/24	2024/25	2025/26
Corporate And Community Services				
Corporate Services				
Corporate Services Management	53,984	53,984	53,984	53,984
Administration Services	372,652	378,210	383,880	389,664
Finance	729,426	731,849	734,321	736,842
Communications And IT	789,634	805,426	821,535	837,966
Organisational Risk	351,740	358,775	365,950	373,269
Supply Services	3,000	3,060	3,121	3,184
Total Corporate Services	2,300,435	2,331,305	2,362,791	2,394,908
Corporate and Community Services Other				
Community Banking Agency	-	-	-	-
Bushfire and Emergency Services	1,714,710	1,515,004	1,521,304	1,527,730
Total Corp and Comm Services – Other	1,714,710	1,515,004	1,521,304	1,527,730
Community Services				
Community Services Management	81,000	-	-	-
Connect 5	292,169	298,012	303,973	310,052
Community Connections	209,915	214,113	218,396	222,763
OOSH	63,395	64,663	65,956	67,275
Libraries	93,150	95,013	96,913	98,852
Community Development	-	-	-	-
Community Transport	380,270	387,875	395,633	403,546
Aged Care Services	234,382	13,464	13,733	14,008
Meals On Wheels	365,674	372,987	380,447	388,056
Respite	128,023	130,583	133,195	135,859
Home Maintenance	164,670	167,963	171,323	174,749
Social Support	225,807	230,323	234,930	239,628
Yuluwirri Kids	1,933,345	1,972,012	2,011,452	2,051,681
Total Community Services	4,171,800	3,947,010	4,025,951	4,106,470
Total Corporate and Community Services	8,186,945	7,793,319	7,910,046	8,029,108
Total General Fund	46,400,094	40,252,129	41,025,406	41,876,268
Warrumbungle Water	7,184,493	11,958,501	7,757,442	5,696,671
Warrumbungle Sewer	4,591,870	9,962,237	9,102,433	2,455,581
Warrumbungle Waste	2,611,207	2,663,431	2,716,700	2,771,034
Total Warrumbungle Shire Council	60,787,664	64,836,298	60,601,980	52,799,554
FFF Adjustments	-	-	-	-
Total Warrumbungle Shire Council	60,787,664	64,836,298	60,601,980	52,799,554

* Includes Internal Revenue

5.4 Expenditure (Function View)

Description	Expense from Council Activities			
	2022/23 Final ELT Budget	2023/24	2024/25	2025/26
General Revenue				
Rates Revenue	-	-	-	-
Interest Revenue	-	-	-	-
General Grants	-	-	-	-
Total General Revenue	-	-	-	-
Executive Services				
Management and Leadership	(1,101,966)	(714,004)	(728,284)	(742,849)
Governance	(464,726)	(441,920)	(449,259)	(456,745)
HR Management	(439,580)	(448,372)	(457,339)	(466,484)
Payroll Services	652,175	716,217	730,541	745,152
WH&S And Risk Management	(280,061)	(285,662)	(291,375)	(297,201)
Learning And Development Services	(200,457)	(204,466)	(208,554)	(212,724)
Total Executive	(1,834,614)	(1,378,207)	(1,404,270)	(1,430,851)
Technical Services				
Technical Services Management	(554,446)	(565,535)	(576,844)	(588,379)
Total Technical Services Management	(554,446)	(565,535)	(576,844)	(588,379)
Design Services				
Design Services Management	(46,655)	(47,588)	(48,539)	(49,508)
Emergency Services Management	(126,705)	(118,639)	(120,611)	(122,622)
Survey Investigation And Design	(211,224)	(215,448)	(219,757)	(224,151)
GIS	(196,781)	(200,716)	(204,730)	(208,825)
Asset Management	(179,627)	(183,220)	(186,885)	(190,622)
NSW Fire Brigade	(55,000)	(55,000)	(55,000)	(55,000)
Total Design Services	(815,992)	(820,611)	(835,522)	(850,728)
Road Operations				
Road Operations Management	(571,188)	(582,612)	(594,263)	(606,147)
Regional Roads M&R	(1,857,735)	(1,891,997)	(1,926,888)	(1,964,313)
Local Roads M&R	(2,562,218)	(2,596,789)	(2,635,267)	(2,679,479)
Aerodromes	(144,065)	(146,946)	(149,882)	(152,881)
RMCC And Other Road Contracts	(1,025,706)	(1,046,220)	(1,067,144)	(1,088,487)
Private Works	(70,370)	(71,778)	(73,214)	(74,679)
Total Road Operations	(6,231,283)	(6,336,342)	(6,446,658)	(6,565,986)
Fleet Services				
Fleet Services Management	(305,266)	(311,372)	(317,598)	(323,949)
Plant And Equipment	(2,220,449)	(2,265,683)	(2,311,863)	(2,359,008)
Depots	(162,838)	(166,094)	(169,414)	(172,802)
Workshops	(76,334)	(77,861)	(79,420)	(81,007)
Total Fleet Services	(2,764,888)	(2,821,010)	(2,878,295)	(2,936,766)
Property				
Property	(1,825,703)	(1,884,477)	(1,953,145)	(2,025,894)

Description	2022/23 Final ELT Budget	2023/24	2024/25	2025/26
Cemetery Services	(158,544)	(161,715)	(164,947)	(168,246)
Medical Facilities	(37,201)	(37,944)	(38,703)	(39,477)
Public Halls	(187,159)	(190,902)	(194,720)	(198,615)
Total Property	(2,208,607)	(2,275,038)	(2,351,515)	(2,432,232)
Urban Services and Facilities				
Urban Services and Facilities Management	(214,380)	(218,669)	(223,042)	(227,502)
Horticulture	(594,858)	(606,554)	(618,479)	(630,645)
Street Cleaning	(293,800)	(299,676)	(305,669)	(311,782)
Public Amenities	(317,026)	(323,367)	(329,836)	(336,432)
Ovals	(445,192)	(454,096)	(463,175)	(472,438)
Town Streets	(683,526)	(697,198)	(711,140)	(725,364)
Public Swimming Pools	(687,216)	(700,960)	(714,980)	(729,279)
Total Urban Services and Facilities	(3,235,999)	(3,300,520)	(3,366,321)	(3,433,442)
Total Technical Services	(15,811,215)	(16,119,056)	(16,455,155)	(16,807,533)
Environment and Development Services				
Environment and Development Services Management				
Development Services Management	(476,788)	(486,323)	(496,051)	(505,971)
Building Control	(254,200)	(259,284)	(264,471)	(269,762)
Environmental Health Services	(129,122)	(131,504)	(133,935)	(136,414)
Town Planning	(257,949)	(263,109)	(268,371)	(273,738)
Total Env and Dev Services Management	(1,118,060)	(1,140,220)	(1,162,828)	(1,185,885)
Planning and Regulatory Services				
Compliance Services	(462,103)	(471,343)	(480,772)	(490,388)
Noxious Weeds	(120,000)	(122,400)	(124,848)	(127,345)
Total Planning and Regulatory Services	(582,103)	(593,743)	(605,620)	(617,733)
Economic Development And Tourism				
Economic Development and Tourism Services	(639,873)	(652,670)	(665,721)	(679,037)
Economic Development and Tourism Promotion	(116,400)	(118,718)	(121,081)	(123,492)
Total Economic Development and Tourism	(756,273)	(771,388)	(786,802)	(802,529)
Total Environment and Development Services	(2,456,437)	(2,505,351)	(2,555,250)	(2,606,147)
Corporate And Community Services				
Corporate Services				
Corporate Services Management	(346,116)	(353,039)	(360,100)	(367,302)
Administration Services	(744,952)	(759,850)	(775,044)	(790,545)
Finance	(1,458,452)	(1,487,623)	(1,517,376)	(1,547,723)
Communications And IT	(824,475)	(840,966)	(857,786)	(874,943)
Organisational Risk	(25,000)	(25,500)	(26,010)	(26,530)
Supply Services	(185,377)	(189,084)	(192,865)	(196,721)
Total Corporate Services	(3,584,372)	(3,656,062)	(3,729,181)	(3,803,764)

Description	2022/23 Final ELT Budget	2023/24	2024/25	2025/26
Corporate and Community Services – Other				
Bushfire And Emergency Services	(1,436,350)	(1,255,122)	(1,280,275)	(1,305,930)
Total Corporate And Community Services – Other	(1,436,350)	(1,255,122)	(1,280,275)	(1,305,930)
Community Services				
Community Services Management	(280,649)	(273,002)	(278,461)	(284,030)
Connect 5	(230,387)	(235,011)	(239,726)	(244,536)
Community Connections	(147,292)	(150,237)	(153,243)	(156,308)
OOSH	(103,078)	(105,140)	(107,244)	(109,388)
Libraries	(724,182)	(725,665)	(727,179)	(728,721)
Community Development	(163,000)	(150,000)	(150,000)	(150,000)
Community Transport	(494,783)	(504,728)	(537,371)	(548,172)
Aged Care Services	(55,366)	(56,472)	(57,602)	(58,754)
Meals On Wheels	(257,989)	(265,978)	(271,067)	(276,258)
Respite	(87,342)	(89,114)	(90,921)	(92,763)
Home Maintenance	(150,207)	(153,235)	(156,324)	(159,475)
Social Support	(145,920)	(148,864)	(151,866)	(154,932)
Yuluwirri Kids	(1,636,271)	(1,668,996)	(1,702,374)	(1,736,423)
Total Community Services	(4,476,466)	(4,526,442)	(4,623,378)	(4,699,760)
Total Corporate And Community Services	(9,497,188)	(9,437,626)	(9,632,834)	(9,809,454)
General Fund	(29,599,454)	(29,440,240)	(30,047,509)	(30,653,985)
Warrumbungle Water	(2,798,044)	(2,847,167)	(3,049,537)	(2,953,525)
Warrumbungle Sewer	(1,342,246)	(1,369,091)	(1,396,474)	(1,424,407)
Warrumbungle Waste	(2,392,361)	(2,440,210)	(2,489,014)	(2,538,795)
Total Warrumbungle Shire Council	(36,132,105)	(36,096,708)	(36,982,534)	(37,570,712)
FFF Adjustments		-	-	-
Total Warrumbungle Shire Council	(36,132,105)	(36,096,708)	(36,982,534)	(37,570,712)

* Excludes Non Cash Transactions

** Includes Internal Expenditure

5.5 Proposed Capital Program 2022/23 – 2025/26

Capital Project Description	Funding	% Funded	Renewal Vs Expansion Vs Plant	2022/23	2023/24 (Delivery Program)	2024/25 (Delivery Program)	2025/26 (Delivery Program)
Cobbora Transition Fund							
Cobbora Transition Fund Total				-	-	-	-
Corporate Services							
Finance						-	-
Finance Total				-	-	-	-
Bushfire and Emergency Services							
RFS - Enhancements	RFS	100.00%	E	-	500,000	500,000	29,522
RFS - Vehicles	RFS	100.00%	P	-	700,000	700,000	374,656
Bushfire and Emergency Services Total			-	-	1,200,000	1,200,000	404,178
Communications & IT							
Replacement PCs	General		R	-	20,000	150,000	-
Microsoft Server Licenses & SA	General		P	-	7,500	-	-
Server Storage upgrade	General		E	300,000	-	100,000	50,000
MiTel Phone system replacement	RA		R	-	-	-	-
Authority Asset Management Software			P	-	-	-	-
GPS Handheld units	General		E	-	-	-	-
InfoXpert (mobile & web portal modules)	General		P	-	7,500	-	-
Point to point wifi Coona Office			P	-	-	-	-
Point to point wifi for remote sites			R	-	-	-	-
Replacement IT Server Hardware	General		R	-	-	-	50,000
Video Conferencing System	General		E	-	-	-	-
Video Conferencing System Coolah Chambers	General		E	-	-	-	-
Free WiFi – six (6) towns	General		E	-	10,000	-	-
CCTV for Coonabarabran and Coolah	General		E	-	-	-	-

Capital Project Description	Funding	% Funded	Renewal Vs Expansion Vs Plant	2022/23	2023/24 (Delivery Program)	2024/25 (Delivery Program)	2025/26 (Delivery Program)
Antivirus Security Software	General		P	-	-	-	-
Software capitalisation	General		R	-	-	-	-
ERP System (currently Authority)	General		R	-	-	-	-
Printer Leases	Non-Cash - Leases		R	-	-	60,000	-
Communications & IT Total				300,000	45,000	310,000	100,000
Family Support Services							
Connect 5							
Family Support Services Total				-	-	-	-
Warrumbungle Community Care							
Community Transport							
Community Transport Total				-	-	-	-
Meals on Wheels							
Meals on Wheels Total				-	-	-	-
Warrumbungle Community Care Total				-	-	-	-
Yuluwirri Kids							
Yuluwirri Kids Total				-	-	-	-
Corporate and Community Services Total				300,000	1,245,000	1,510,000	504,178
Environment and Development Services							
Economic Development and Tourism Services							
Shire Entrance Signs			R	-	-	-	-
VIC Capital allowance	General		R	-	10,000	10,000	10,000
Renovate and modernise the reception area of VIC - retile, bag, paint etc	General		R	-	-	-	-
Digital Signage at VIC – Installed				-	-	-	-
Auto doors at VIC	General		E	-	-	-	-
Security surveillance outside VIC building	General		E	-	-	-	-

Capital Project Description	Funding	% Funded	Renewal Vs Expansion Vs Plant	2022/23	2023/24 (Delivery Program)	2024/25 (Delivery Program)	2025/26 (Delivery Program)
Diprotodon Exhibition	General			-	-	-	-
Town signage (for 6 towns)	General			170,000	-	-	-
Economic Development and Tourism Services Total				170,000	10,000	10,000	10,000
Planning and Regulatory Services							
Planning and Regulatory Services Total				-	-	-	-
Town Planning							
S94 – Project review			P	-	-	-	-
Coonabarabran Bypass Planning Proposal	General		E	20,000	-	-	-
DCP Review	General		E	20,000	-	-	-
Town Planning Total				40,000	-	-	-
Warrumbungle Waste							
Waste Capital Allowance	General		R	20,000	20,000	20,000	20,000
EKA keys - waste transfer depots, works depot (30 keys)	General		E	-	-	-	-
Waste Master Plan	General		E	10,000	-	-	-
Landfilling Plan Development	General		E	20,000	-	-	-
Purchase Bale Press	General		P	-	-	-	-
Warrumbungle Waste Total				50,000	20,000	20,000	20,000
Environment and Development Services Total				260,000	30,000	30,000	30,000
Technical Services							
Property							
Council Offices & Other Property							
Coonabarabran Office - Recarpet older section			R	-	-	-	-
Roof Repairs - Coona Office			R	-	-	-	-
Coona Sport & Recreation Centre - Strong	General		R	-	-	-	-
17 Cole Street - Kitchen Refurb	General		R	-	-	-	-

Capital Project Description	Funding	% Funded	Renewal Vs Expansion Vs Plant	2022/23	2023/24 (Delivery Program)	2024/25 (Delivery Program)	2025/26 (Delivery Program)
17a Cole Street - Bathroom Refurb	General		R	-	15,000	-	-
17a Cole Street - Kitchen Refurb	General		R	20,000	-	-	-
Mendooran Depot - Toilet Refurb	General		R	-	-	-	-
Community Services Building Upgrades	General		R	-	-	-	-
Road acquisition at Binnaway Camp Ground - Survey cost				-	-	-	-
EKA keys - waste transfer depots, works depot (30 keys)	General		E	-	-	-	-
Coolah Baths Building - Renovations	General		R	-	-	-	-
Coonabarabran Office - Fire Protection	General		E	20,000	-	-	-
House Painting	General		R	-	50,000	50,000	-
Coolah disabled public toilet at rear of community building				79,000	-	-	-
Council Offices & Other Property Total				119,000	65,000	50,000	-
Public Halls							
Baradine Hall - Roof Replacement	General		R	-	-	-	-
Purlewaugh Hall - Kitchen Refurb	General		R	-	-	-	20,000
Public Hall Capital allowance	General		R	100,000	100,000	100,000	652,345
Coonabarabran Town Hall	General		R	50,000	-	-	-
Mendooran Mechanics Institute Floor			R	-	-	-	-
Baradine Hall painting				-	50,000	-	-
Painting Exterior Baradine Memorial Hall	DCF RD2			-	-	-	-
Pandora Gallery & Library - Carpet Replacement	General		R	-	50,000	-	-
Public Halls Total				150,000	200,000	100,000	672,345
Cemetery Services							
Cemetery Upgrades			E	-	-	-	-
Cemeteries Capital allowance	General		R	-	-	50,000	25,000

Capital Project Description	Funding	% Funded	Renewal Vs Expansion Vs Plant	2022/23	2023/24 (Delivery Program)	2024/25 (Delivery Program)	2025/26 (Delivery Program)
Coonabarabran Native Grove Cemetery Expansion	General		E	-	55,000	-	-
Cemetery Equipment Upgrades	General		E	-	-	-	-
Coonabarabran Native Grove Cemetery Road Renewal	General		R	50,000	-	-	-
Dunedoo Cemetery Columbarium Wall	General		E	-	-	-	-
Total Cemetery Services				50,000	55,000	50,000	25,000
Property Total				319,000	320,000	200,000	697,345
Asset Design Services							
Design Projects Survey Equip-upgrades	General		R	16,000	16,000	16,000	12,000
Design Services Software Upgrade	General		R	-	-	-	10,000
Laptop Computer & Traffic Counter	General		P	7,500	7,500	-	-
Intramaps & Arc GIS - Software	General		R	25,000	25,000	25,000	27,000
Survey Drone				32,000	-	-	-
Asset Design Services Total				80,500	48,500	41,000	49,000
Fleet Services							
Minor Plant Purchases	Plant	100.00%	P	25,000	25,000	25,000	25,000
Plant & Equipment Purchases	Plant	100.00%	P	2,100,000	2,200,000	2,200,000	2,300,000
Depots - Disabled Access			R	-	-	-	-
Workshop Rollerdoors & Lighting	RA	100.00%	E	-	-	-	-
Workshop equip renewal	RA	100.00%	R	20,000	20,000	20,000	20,000
Oil Water Separator Coolah Depot fuel bowzers	RA		E	-	-	-	-
Depot improvements - WH&S	RA		E	30,000	30,000	30,000	-
Oil Water Separator Dunedoo Depot	RA		E	-	-	-	-
Dunedoo Depot - Toilet renewal	RA		R	-	-	-	-
Baradine Depot - Office Expansion and lunch room			R	50,000	-	-	-

Capital Project Description	Funding	% Funded	Renewal Vs Expansion Vs Plant	2022/23	2023/24 (Delivery Program)	2024/25 (Delivery Program)	2025/26 (Delivery Program)
Plant & Equipment Purchases new ute for sewer and water			P	45,000	-	-	-
Fleet Services Total				2,270,000	2,275,000	2,275,000	2,345,000
Road Operations							
Local Roads - Reseals							
Baradine Streets Reseals	General		R	-	13,000	20,000	22,541
Binnaway Streets Reseals	General		R	-	18,000	18,000	20,225
Coolah Streets Reseals	General		R	-	20,000	25,000	33,628
Coonabarabran Streets Reseals	General		R	25,000	25,000	60,000	107,586
Dunedoo Streets Reseals	General		R	-	-	26,000	30,216
Mendooran Streets Reseals	General		R	-	-	-	20,225
Neilrex Rd - Rural Road Reseals	R2R	100.00%	R	-	-	-	-
Piambra Rd - Rural Road Reseals	R2R	100.00%	R	-	-	-	-
Tongy Lane - Rural Road Reseals	R2R & FLR	80.00%	R	-	-	-	-
Tucklan Rd - Rural Road Reseals	General	100.00%	R	-	-	-	-
Moorefield Rd - Rural Road Reseals	R2R	100.00%	R	32,500	-	-	-
Gamble Ck Rd - Rural Road Reseals	R2R	100.00%	R	80,100	-	-	-
Merrygoen Rd - Rural Road Reseals	R2R	100.00%	R	134,300	-	-	-
Premier Tambar Springs Rd - Rural Road Reseals	R2R	100.00%	R	85,600	-	-	-
Rotherwood Rd - Rural Road Reseals	R2R	100.00%	R	119,600	-	-	-
Reseal program - Rural Road Reseals	R2R	100.00%	R	-	450,000	450,000	450,000
Total Local Roads - Reseals				477,100	526,000	599,000	684,422
Local Roads							
Local-Rehab-Neilrex Rd Unsealed Pavement Rehab			R	-	-	-	-
Local Roads Resheeting	R2R	100.00%	R	-	-	-	869,770
Local-Pavement Rehab - Various sections - Capital Grant Funded	R2R	100.00%	R	-	-	-	557,345

Capital Project Description	Funding	% Funded	Renewal Vs Expansion Vs Plant	2022/23	2023/24 (Delivery Program)	2024/25 (Delivery Program)	2025/26 (Delivery Program)
Stormwater Drainage Renewals	Stormwater Levy		R	-	-	-	70,000
Cobborah Rd - Rural Road Bridges & Causeways	R2R	100.00%	R	-	-	-	-
Bugaldie Goorianawa Rd - Rural Road Bridges & Causeways	R2R	100.00%	R	-	-	-	-
Napier Ln - Rural Road Bridges & Causeways	R2R	100.00%	R	80,000	80,000	-	-
Piambra Rd - Rural Road Pavements	LRCI3	100.00%	R	516,000	-	-	-
Tucklan Rd - Rural Road Pavements	FLR & R2R	100.00%	R	-	-	-	-
Indians Ln - Rural Road Pavements	R2R	100.00%	R	-	-	-	-
Cobborah Rd - Rural Road Pavements	FLR & R2R	100.00%	R	-	-	-	-
Tongy Ln - Rural Road Pavements	R2R	100.00%	R	-	-	-	-
Pavement Rehabilitation - Rural Road Pavements	R2R	100.00%	R	200,000	200,000	200,000	-
Gravel Resheeting Program - Rural Roads Gravel Resheeting	R2R	100.00%	R	750,000	750,000	750,000	-
Flagsrockedigial Rd - causeways	R2R	100.00%	R	-	-	80,000	-
Warkton Bridge	FLB & R2R	100.00%	R	-	-	-	-
Lawson Park Rd - Rural Road Pavements	FLR & R2R	100.00%	R	-	-	-	-
LRCI3 - Replacement of Concrete Causeway at various locations	LRCI3	100.00%	R	556,732	-	-	-
Tooraweenah Road - New Seal	FLR & R2R	100.00%	E	1,694,335	-	-	-
Local Roads Total				3,797,067	1,030,000	1,030,000	1,497,115
Regional Roads							
Pavement Rehabilitation MR55 (Black Stump Way) Seg 28,29 & 30			R	-	-	-	-
Regional Roads Reseals	R2R	100.00%	R	650,000	650,000	650,000	793,678
Pavement widening and rehabilitation MR55 (Black Stump Way)	RMS RA Grants	100.00%	R	-	-	-	800,000

Capital Project Description	Funding	% Funded	Renewal Vs Expansion Vs Plant	2022/23	2023/24 (Delivery Program)	2024/25 (Delivery Program)	2025/26 (Delivery Program)
Shoulder widening MR396 (Warrumbungles Way) - Pavement Rehabilitation	Block and Repair Grants	100.00%	R	169,000	-	169,000	-
Shoulder widening MR618 (Vinegaroy Rd) - Pavement Rehabilitation	Block and Repair Grants	100.00%	R	-	169,000	-	-
Pavement Rehab MR55 (Black Stump Way) - Pavement Rehabilitation			R	-	-	800,000	-
Pavement Rehab MR129 (Baradine Rd) - Pavement Rehabilitation	Block and Repair Grants	100.00%	R	-	800,000	-	-
Pavement Widening - Black Spot Projects	Block and Repair Grants	100.00%	R	300,000	300,000	300,000	-
Pavement Widening MR 129 (Purlewaugh Road)	Rosi-Repair	100.00%	R	800,000	-	-	-
Regional Roads Total				1,919,000	1,919,000	1,919,000	1,593,678
Aerodrome							
Coonabarabran Aerodrome - Reseal taxiway	General		R	-	30,000	30,000	-
Coona Aerodrome - Runway light renewal	General		R	-	-	-	-
Coonabarabran - water bore - testing drilling	RFS one off grant	100.00%	R	-	-	-	-
Coona Aerodrome - Production water bore				100,661	-	-	-
Coona Aerodrome - gravel cross runway				-	-	-	-
Aerodrome Total				100,661	30,000	30,000	-
Road Operations Total				6,293,828	3,505,000	3,578,000	3,775,215
Urban Services and Facilities							
Horticulture							
Mendooran Park - Connection of existing irrigation to town Water supply	General		E	-	-	-	-

Capital Project Description	Funding	% Funded	Renewal Vs Expansion Vs Plant	2022/23	2023/24 (Delivery Program)	2024/25 (Delivery Program)	2025/26 (Delivery Program)
Baradine Skate & Activity Park construction			E	-	-	-	-
Softfall under playground equipment (Coolah)	General		R	-	-	-	-
Softfall - Mendooran Park	General		R	-	-	-	-
Horticulture Capital allowance	General		R	-	-	-	30,000
Coonabarabran CBD toilets - renewal of fittings	General		R	-	50,000	-	-
Neilson Park toilets - renewal of fittings, tiling	General		R	-	-	-	-
Black Stump Rest Area - floor & wall tiles, renewal of fittings	General		R	-	-	50,000	50,000
Coonabarabran Skate Park - irrigation - Parks & Gardens			E	-	-	-	-
Mendooran Sports Ground Fence	DCF Rd 3			-	-	-	-
Garden beds renewal - Coonabarabran	General		R	10,000	10,000	10,000	-
Milling Park - interior renewal	General		R	-	-	-	-
Len Guy Park Toilets - lighting, renewal of fittings, tiling	General		R	20,000	-	-	-
Playground equipment - renewal	General		R	20,000	20,000	20,000	-
Castlereagh River Coonabarabran Riverbank Revitalisation - LRCI				75,000	-	-	-
Horticulture Total				125,000	80,000	80,000	80,000
Ovals							
Robertson Oval - Amenities refurbishment (Disabled Access)	General		R	-	-	-	-
Basketball Court Refurbishment - Coona				-	-	-	50,000
Coona Sports Complex Improvements				-	-	-	150,000
Ovals Renewals -Capital allowance	General		R	20,000	-	-	-
Binnaway Oval - Irrigation Upgrade	General		E	-	-	-	-
Robertson Oval - Amenities refurbishment (Canteen & Toilets)				-	-	-	-
Baradine Oval - replace spectator seating	General		R	-	-	-	-

Capital Project Description	Funding	% Funded	Renewal Vs Expansion Vs Plant	2022/23	2023/24 (Delivery Program)	2024/25 (Delivery Program)	2025/26 (Delivery Program)
Baradine Oval - renew change rooms	General		R	35,000	-	-	-
Baradine Oval toilets - renewal of tiles, fixtures, storage			R	-	-	-	-
Binnaway Oval - renewal of change rooms	General		R	-	-	-	-
Coonabarabran Oval No 3 - renewal of change rooms	General		R	585,000	-	-	-
Coonabarabran Oval No 3 - Equipment Storage	General		E	-	-	200,000	-
Coonabarabran Oval No 3 - renewal of canteen	General		R	-	-	75,000	-
Bowen Oval - Equipment storage	Grant	100.00%	E	-	-	-	-
Coonabarabran Oval No 1 - Grandstand shower cubicles	General		E	-	-	-	-
Binnaway tennis courts renovation and upgrade LRCI funded				261,000	-	-	-
Mendooran tennis courts resurfacing LRCI funded				130,000	-	-	-
Ovals Total				1,031,000	-	275,000	200,000
Swimming Pools							
Dunedoo Pump Rehabilitation			R	20,000	-	-	-
Dunedoo Roof Modifications Amenities Block (Polycarbon)				-	-	-	-
Leak and Joint Repairs- All Pools	General		R	50,000	-	-	50,000
Coonabarabran Pool Facility Upgrade – Design	General		E	-	-	-	-
Coonabarabran Pool Facility upgrade - investigations	General		E	-	-	-	-
Mendooran - Investigate and repair leakage - toddlers pool				5,000	-	-	-
Swimming Pool Upgrades – Binnaway				-	-	-	-

Capital Project Description	Funding	% Funded	Renewal Vs Expansion Vs Plant	2022/23	2023/24 (Delivery Program)	2024/25 (Delivery Program)	2025/26 (Delivery Program)
Swimming Pool Upgrades – Dunedoo				20,000	-	-	-
Electronic Key Access for Town Pool Gates				-	-	-	-
Baradine pool - Renew scum gutters	General		R	-	-	-	-
Baradine pool - Grouting & painting	General		R	-	30,000	-	-
Baradine pool - Backwash water connection to sewer			E	-	-	-	-
Baradine pool - Filter media replacement			R	-	-	-	-
Baradine pool - Crack repair - concourse	General		R	-	-	-	-
Baradine pool - Remove grandstand	General		R	-	10,000	-	-
Baradine pool - New seating	General		E	-	10,000	-	-
Baradine pool - New shade shelter	General		E	-	20,000	-	-
Baradine pool - Pumps & pipes renewal, chlorinator	General		R	-	-	30,000	-
Binnaway pool - Concourse crack repair			R	-	-	-	-
Binnaway pool - Replace filter media			R	-	-	-	-
Binnaway pool - Upgrade chlorinator			E	-	-	-	-
Binnaway pool - Remove pine tree	General		R	-	-	-	-
Binnaway pool - Grouting & painting	General		R	-	-	-	-
Binnaway pool - Pipeline replacement	General		R	-	30,000	20,000	-
Coolah pool - Crack repair - toddlers pool	General		R	-	-	-	-
Coolah pool - New acid tank			E	-	-	-	-
Coolah pool - Replace skimmer box	General		R	-	-	-	-
Coolah pool - Pumps & Pipes renewal, chlorinator	General		R	-	-	35,000	-
Coonabarabran pool upgrade - investigations	General		E	-	-	-	-
Coonabarabran pool upgrade - designs			E	-	-	-	-
Coonabarabran pool - Concrete infill - underwater lights			E	-	-	-	-

Capital Project Description	Funding	% Funded	Renewal Vs Expansion Vs Plant	2022/23	2023/24 (Delivery Program)	2024/25 (Delivery Program)	2025/26 (Delivery Program)
Coonabarabran pool - Joint sealing main pool	General		R	-	-	-	-
Coonabarabran pool - Pool Grant Allocation	General		E	-	-	-	-
Coonabarabran pool - Renew office roof	General		R	50,000	-	-	-
Coonabarabran pool - pumps & pipes renewal, chlorinator	General		R	-	-	35,000	-
Dunedoo pool - Backwash water connection to sewer			E	-	-	-	-
Dunedoo pool - Hazardous materials storage	General		E	-	-	-	-
Dunedoo pool - Replace air blower	General		R	-	-	-	-
Dunedoo pool - New acid tank	General		E	-	-	-	-
Dunedoo pool - Crack repair - concourse	General		R	-	-	-	-
Dunedoo pool - Remove trees	General		R	-	20,000	-	-
Dunedoo pool - New shade shelter	General		E	-	25,000	-	-
Dunedoo pool - New amenities building LRCI funded				900,000	-	-	-
Dunedoo pool - Pumps & pipes renewal, chlorinator	General		R	-	-	25,000	-
Mendooran pool - Grouting & painting			R	-	-	-	-
Mednooran pool - New acid tank	General		E	-	-	-	-
Mendooran pool - Change room painting	General		R	12,000	-	-	-
Mendooran pool - Pumps & pipes renewal, chlorinator	General		R	-	-	15,000	-
Swimming Pools Total				1,057,000	145,000	160,000	50,000
Town Streets - Baradine							
Baradine District Progress Association Main street Gardens	General		R	-	-	-	-
Rehabilitation of footpath sections	General		R	25,000	25,000	25,000	25,000
Street Trees - Baradine	General		R	-	5,000	-	-

Capital Project Description	Funding	% Funded	Renewal Vs Expansion Vs Plant	2022/23	2023/24 (Delivery Program)	2024/25 (Delivery Program)	2025/26 (Delivery Program)
Flood Levee Design			E	-	-	-	-
Lachlan Street - shared pathway LRCI funded	LRCI3		E	83,000	-	-	-
Lachlan Street - Urban Road Reseals	General		R	5,000	-	-	-
Walker Street - Urban Road Reseals	General		R	3,000	-	-	-
Darling Street - Urban Road Reseals	General		R	-	4,200	-	-
Barwon Street - Urban Road Reseals	General		R	-	4,000	-	-
Baradine streets reseals - Urban Road Reseals	General		R	-	-	-	-
Wellington Street - Footpaths	General		R	-	-	-	-
Darling Street - Footpaths	General		R	-	-	-	-
Town Streets - Baradine Total				116,000	38,200	25,000	25,000
Town Streets - Binnaway							
Binnaway Progress Association	General		R	-	-	-	5,000
Footpath rehabilitation - Binnaway	General		R	-	10,000	10,000	10,000
Street Trees - Binnaway	General		R	5,000	-	5,000	5,000
Renshaw St/Railway St pipe renewal			R	-	-	50,000	-
Norman Street/Yeubla Street, pipe drainage system	Stormwater Levy	100.00%	E	-	40,000	20,000	-
Town Street Rehabilitation (B'way)	General		R	-	-	-	-
Ironbark Street Binnaway (150m) - New Bitumen Seal	General		E	-	-	-	-
Renshaw Street - Urban Road Reseals	General		R	-	-	-	-
Castlereagh Av - Urban Road Reseals			R	-	-	-	-
Yarran Street - Urban Road Reseals	General		R	2,600	-	-	-
Andy's Lane - Urban Road Reseals	General		R	4,200	-	-	-
Napier Street - Urban Road Reseals	General		R	11,000	-	-	-
Binnaway street reseals - Urban Road Reseals	General		R	-	-	-	-

Capital Project Description	Funding	% Funded	Renewal Vs Expansion Vs Plant	2022/23	2023/24 (Delivery Program)	2024/25 (Delivery Program)	2025/26 (Delivery Program)
Renshaw Street - pipe between Yarran Street & Cisco Street	Stormwater Levy	100.00%	R	-	50,000	-	-
Renshaw Street - Footpaths	General		R	-	-	-	-
Bullinda Street - Footpaths	General		R	13,000	-	-	-
Town Streets - Binnaway Total				35,800	100,000	85,000	20,000
Town Streets - Coolah							
Footpath Rehabilitation -Coolah	General		R	-	-	-	20,000
Shared Path - Goddard Street to MPS	General		E	-	-	-	-
Street Trees - Coolah	General		R	5,000	-	5,000	5,000
Coolah - Shared path ext. Charles street			R	-	-	-	-
Booyamurra Street, east of Binnia, rehabilitation	General		R	-	-	-	-
Drainage Study, Bowen Oval, Goddard & Martin St				-	-	-	-
Coolah - Pavement Rehabilitation (Various Locations)	General		R	-	-	-	35,000
Town Street Rehabilitation (Coolah)	General		R	-	-	-	-
Martin Street - Streets rehabilitation	General		R	-	-	-	-
Wotton Lane - Streets rehabilitation	General		R	-	-	-	-
Martin Street - Urban Road Reseals	General		R	35,000	-	-	-
Booyamurra Street - Urban Road Reseals	General		R	7,500	-	-	-
Queensborough Street - Urban Road Reseals	General		R	19,600	4,000	-	-
Charles Street - Urban Road Reseals	General		R	5,200	-	-	-
Coolah street reseals - Urban Road Reseals	General		R	-	-	-	-
Booyamurra Street - Drainage Structures (incl. K&G)	Stormwater Levy	100.00%	R	50,000	-	-	-
Binnia Street - Footpaths	General		R	6,500	-	-	-
Hospital Street - Footpaths	General		R	15,300	-	-	-

Capital Project Description	Funding	% Funded	Renewal Vs Expansion Vs Plant	2022/23	2023/24 (Delivery Program)	2024/25 (Delivery Program)	2025/26 (Delivery Program)
Goddard Street - pipe between Binnia St & Central Ln	Stormwater Levy	100.00%	R	-	-	60,000	-
K&G rehabilitation			R	-	50,000	-	-
Footpath rehabilitation			R	-	-	-	-
Booyamurra Street - Kerb and Guttering	General		R	50,000	-	50,000	-
Streets as shared spaces - grant funded				149,035	-	-	-
Town Streets - Coolah Total				343,135	54,000	115,000	60,000
Town Streets - Coonabarabran							
Crane Street Rehabilitation			R	-	-	-	-
Footpath Rehabilitation (general)	General		R	-	60,000	60,000	15,000
Dalgarno Street West - east of Clock Tower Motor Inn	General		R	-	60,000	-	-
Stormwater Drainage Renewals (all towns)	FFF		R	-	-	-	-
Footpath Rehabilitation (all towns)	FFF		R	-	-	-	-
Cowper Street, concreting of open channel	Stormwater Levy	100.00%	E	50,000	-	-	-
Street Trees - Coona	General		R	-	8,000	-	-
Town Street Rehabilitation (Coona)	General		R	-	-	-	60,000
K&G Rehabilitation (all towns)	General		R	-	-	-	50,000
Stormwater Levy Projects (All towns)	Stormwater Levy	100.00%	E	-	-	-	106,000
Little Timor St - Pedestrian Bridge Replacement	General		R	-	-	-	-
Town Street Rehabilitation allowance (All Town)			R	-	-	-	-
Pavement Rehab Coona - Crane Street	General		R	-	-	-	-
Crane Street - Urban Road Pavements			R	-	-	-	-
George Street - Urban Road Reseals			R	-	-	-	-

Capital Project Description	Funding	% Funded	Renewal Vs Expansion Vs Plant	2022/23	2023/24 (Delivery Program)	2024/25 (Delivery Program)	2025/26 (Delivery Program)
Dawson Street - Urban Road Reseals			R	-	-	-	-
Robertson Street - Urban Road Reseals			R	-	-	-	-
Castlereagh Street - Urban Road Reseals			R	-	-	-	-
Ann Street - Urban Road Reseals			R	-	-	-	-
Clarke Street - Urban Road Reseals			R	-	-	-	-
Hagan Avenue - Urban Road Reseals			R	-	-	-	-
Racecourse Street - Urban Road Reseals			R	-	-	-	-
East Street - Urban Road Reseals			R	-	-	-	-
Neate Street - Urban Road Reseals	General		R	17,200	-	-	-
Reservoir Street - Urban Road Reseals	General		R	40,000	-	-	-
Little Timor Street - Urban Road Reseals	General		R	-	-	-	-
Robertson Street - Urban Road Reseals	General		R	-	-	-	-
Essex Street - Urban Road Reseals	General		R	-	-	-	-
Cowper Street - Urban Road Reseals	General		R	7,300	-	-	-
Crane Street - Urban Road Reseals	General		R	-	-	-	-
Charles Street - Urban Road Reseals	General		R	-	-	-	-
North Street - Urban Road Reseals	General		R	-	13,400	-	-
King Street - Urban Road Reseals	General		R	-	15,300	-	-
Coonabarabran street reseals - Urban Road Reseals	General		R	-	-	-	-
Robertson Street - (incl. K&G)	General		R	24,400	-	-	-
John Street - Drainage Structures (incl. K&G)				-	-	-	-
Barker Street - pipe extension from Camp Street	Stormwater Levy	100.00%	R	-	-	20,000	-
Cowper Street - Open channel construction - Drainage Structures	Stormwater Levy	100.00%	E	-	-	-	-
Belar Street Coonabarabran - New K&G			E	-	-	-	-
Cassilis Street - Footpaths	General		R	15,000	-	-	-

Capital Project Description	Funding	% Funded	Renewal Vs Expansion Vs Plant	2022/23	2023/24 (Delivery Program)	2024/25 (Delivery Program)	2025/26 (Delivery Program)
John Street - Footpaths			E	-	-	-	-
Streets rehabilitation			R	-	70,000	70,000	-
K&G rehabilitation			R	25,000	25,000	25,000	25,000
Footpath rehabilitation			R	-	-	-	-
Visitor Info Centre carpark - 2500m2	General		R	40,000	-	-	-
Town Streets - Coonabarabran Total				218,900	251,700	175,000	256,000
Town Streets - Dunedoo							
Sealing Wallaroo St fr Bulinda to Talbragar/ Adelyne St Dunedoo (R2R funded component)			E	-	-	-	-
Wallaroo Street drainage	Stormwater Levy	100.00%	R	30,000	-	-	-
Sealing Wallaroo st fr Bulinda to Talbragar / Adelyne st Dunedoo			E	-	-	-	-
Street Trees - Dunedoo	General		R	-	7,000	-	-
Town Street Rehabilitation (D'doo)	General		R	-	-	-	48,000
Footpath Rehabilitation - Dunedoo	General		R	-	-	-	-
Talbragar Street - Urban Road Pavements	General		R	40,000	-	7,200	-
Wallaroo Street - Urban Road Pavements	General		R	-	40,000	32,800	-
Bullinda Street Dunedoo - New Bitumen Seal			E	-	-	-	-
Laneway off Wargundy between Digilah & Bolaro - New Bitumen Seal			E	-	-	-	-
Digilah Street - Urban Road Reseals	General		R	17,300	-	-	-
Whiteley Street - Urban Road Reseals	General		R	-	26,800	-	-
Wargundy Street - Urban Road Reseals	General		R	-	-	-	-
Dunedoo street reseals - Urban Road Reseals	General		R	-	-	-	-
Wallaroo Street - Drainage Structures (incl. K&G)	Stormwater Levy	100.00%	E	-	-	-	-
Tucklan Street - Pipe between Wargundy St & Wallaroo St	Stormwater Levy	100.00%	E	50,000	-	-	-

Capital Project Description	Funding	% Funded	Renewal Vs Expansion Vs Plant	2022/23	2023/24 (Delivery Program)	2024/25 (Delivery Program)	2025/26 (Delivery Program)
Wargundy Street - Drainage Structures (incl. K&G)	Stormwater Levy	100.00%	E	-	-	-	-
Sullivan Street - Footpaths	General		E	-	-	-	-
Yarrow Street - Wallaroo to Wargundy (K&G)	General		E	70,000	-	-	-
Wargundy Street - Yarrow to Tucklan (K&G)	General		E	-	70,000	50,000	-
Wallaroo street Dunedoo - New Bitument Seal	General		E	-	-	-	-
Town Streets - Dunedoo Total				207,300	143,800	90,000	48,000
Town Streets – Mendooran							
Street Trees - Mendooran	General		R	5,000	-	5,000	5,000
Cobra St Pipe Drainage	Stormwater Levy	100.00%	E	-	-	-	-
Town Street Rehabilitation (Mendooran)	General		R	-	-	-	70,000
Footpath rehabilitation - various sections	General		R		15,000	10,000	-
Cobra Street - Urban Road Pavements			R	8,500	-	-	-
Dalglish Street - Urban Road Pavements	General		R	-	-	-	-
Bandulla Street Mendooran - New Bitumen Seal			E	-	-	-	-
Cobra Street - Urban Road Reseals	General		R	-	-	-	-
Dalglish Street - Urban Road Reseals	General		R	12,500	-	-	-
Napier Street - Urban Road Reseals	General		R	-	-	-	-
Farnell Street - Urban Road Reseals	General		R	6,700	-	-	-
Bandulla Street - Footpaths	General		R	-	-	-	-
Urban Road Reseals - Urban Road Reseals	General		R	-	15,000	15,000	-
Abbott Street Sealing	General		E	-	-	-	-
Town Streets - Mendooran Total				32,700	30,000	30,000	75,000
Urban Services Total				3,166,835	842,700	1,035,000	814,000
Technical Services Total				12,130,163	6,991,200	7,129,000	7,680,560

Capital Project Description	Funding	% Funded	Renewal Vs Expansion Vs Plant	2022/23	2023/24 (Delivery Program)	2024/25 (Delivery Program)	2025/26 (Delivery Program)
Warrumbungle Water							
Timor Dam - Ram Safety Upgrade			R	605,000	450,000	300,000	350,000
Water				605,000	450,000	300,000	350,000
Water - Baradine							
Baradine Water Treatment Plant- Renewals	RA	75.00%	R	1,500,000	5,500,000	500,000	-
Mains Extension - Removal of Dead Ends	RA	100.00%	R	40,000	40,000	40,000	-
Mains replacements - Baradine	RA	100.00%	R	30,000	30,000	30,000	30,000
Meter Replacements - Baradine	RA	100.00%	R	25,000	25,000	25,000	25,000
Baradine WTP resheet asbestos building	RA	100.00%	R	-	-	-	-
SSWP WQ Scoping Study - plant renewal	Grant	75.00%	R	-	-	-	-
Baradine replace filter	RA	100.00%	R	-	-	-	-
Implementation of WLMP	RA	100.00%	E	-	60,000	60,000	-
Mains Air Scouring	RA	100.00%	R	-	-	-	-
Water - Baradine Total				1,595,000	5,655,000	655,000	55,000
Water - Binnaway							
Meter Replacements - Binnaway	RA	100.00%	R	10,000	-	-	-
Binnaway Groundwater investigation				-	-	-	-
Water Treatment Plant- Renewals	RA	100.00%	R	500,000	500,000	-	-
<i>Binnaway Groundwater investigation</i>	Grant	100.00%	R	-	-	-	-
Binnaway Groundwater Investigation	Grant	100.00%	E	-	-	-	-
SSWP WQ Scoping Study	Grant	75.00%	E	-	-	-	-
Implementation of WLMP	RA	100.00%	E	-	65,000	65,000	-
Mains Air Scouring	RA	100.00%	R	-	-	-	-
Water main replacements/extensions - Binnaway	RA	100.00%	R	40,000	40,000	100,000	50,000
<i>SSWP Binnaway WQ Scoping Study</i>	Grant	100.00%		-	-	-	-
Relining of WTP lagoons- Scoping	RA	100.00%	R	30,000	-	-	-
Water - Binnaway Total				580,000	605,000	165,000	50,000

Capital Project Description	Funding	% Funded	Renewal Vs Expansion Vs Plant	2022/23	2023/24 (Delivery Program)	2024/25 (Delivery Program)	2025/26 (Delivery Program)
Water - Coolah							
Coolah - Chlorine room at bores	RA	100.00%	R	30,000	-	-	-
Coolah - Dedicated rising main			R	-	-	-	-
Meter Replacements - Coolah	RA	100.00%	R	5,000	-	-	-
Implementation of WLMP	RA	100.00%	E	-	-	90,000	90,000
Mains Air Scouring	RA	100.00%	R	-	-	-	-
Mains Replacement and extensions - Coolah	RA	100.00%	R	70,000	50,000	100,000	50,000
Dedicated Rising Main extension to Wentworth Ave site	RA	100.00%	E	-	-	300,000	-
Replacement of Martin St reservoir	RA	100.00%	R	-	800,000	-	-
Coolah Water Supply Scheme Upgrades Scoping Study	Grant	75.00%	E	-	450,000	450,000	-
<i>SSWP Coolah WQ Scoping Study</i>				-	-	-	-
<i>Elevate Booster Pump Station</i>	RA	100.00%	E	-	-	-	-
SSWP WQ Scoping Study	Grant	75.00%	E	-	-	-	-
Secure abandoned well	RA	100.00%	R	-	-	-	-
Water - Coolah Total				105,000	1,300,000	940,000	140,000
Water - Coonabarabran							
Plant Items and Tools				10,000	-	10,000	-
Telemetry Upgrade Water (Council contribution only for proposed Grant funding-total\$ project \$750k)	Grant	75.00%	E	-	-	-	-
Coonabarabran Water Main Extension - Removal of Dead Ends	RA	100.00%	E	200,000	-	-	-
Coonabarabran Water Main Rehabilitation	RA	100.00%	R	270,000	100,000	100,000	80,000
4 yearly res. Inspections and cleans (shire-wide)	RA	100.00%	R	-	-	-	-
Meter Replacements - Coonabarabran	RA	100.00%	P	40,000	40,000	40,000	40,000
Coonabarabran WTP filter media replacement	RA	100.00%	R	-	-	-	-

Capital Project Description	Funding	% Funded	Renewal Vs Expansion Vs Plant	2022/23	2023/24 (Delivery Program)	2024/25 (Delivery Program)	2025/26 (Delivery Program)
Implementation of WLMP	RA	100.00%	E	-	110,000	110,000	-
Mains Air Scouring	RA	100.00%	R	-	-	-	-
Water Treatment Plant Renewal	RA	100.00%	R	38,000	38,000	950,000	40,000
Water rehab (TBC all towns)	RA	100.00%	R	-	-	-	-
Reservoir upgrades - WHS, C18, fencing (shire wide)	RA	100.00%	E	-	-	-	-
Reservoir upgrades - internal structures (shire wide)	RA	100.00%	E	-	270,000	-	-
Water Supply Systems Automation Upgrades (shire wide)	Grant	75.00%	E	-	-	-	-
Coonabarabran Groundwater pipeline (Council's contribution only to \$2.3m project)	Grant	100.00%	E	-	-	-	-
Shire wide PLC redundancy	RA	100.00%	R	15,000	-	-	-
Coona Water Treatment Plant Renewal				-	-	-	-
Reservoir Cleans (Shire Wide)				-	-	-	-
Bores - Condition Assessment - Shire Wide				-	-	-	-
Water - Coonabarabran Total				573,000	558,000	1,210,000	160,000
Water - Dunedoo							
Mains Replacements and extension - Dunedoo	RA	100.00%	R	100,000	80,000	90,000	75,000
Reservoirs-Rehabilitation	RA	100.00%	R	-	150,000	-	-
Upgrade Chlorine room - Dunedoo	RA	100.00%	E	25,000	-	-	-
Meter replacements - Dunedoo	RA	100.00%	R	20,000	-	-	-
Pressure reduction valves for retic				-	-	-	-
<i>Water Supply to truck parking area Bolaro St</i>				-	-	-	-
Implementation of WLMP	RA	100.00%	E	130,000	-	-	-
Mains Air Scouring	RA	100.00%	R	-	-	-	-
SSWP Dunedoo WQ Scoping Study	Grant	75.00%	E	-	500,000	500,000	-
Rising main rehab	RA	100.00%	R	-	-	50,000	-

Capital Project Description	Funding	% Funded	Renewal Vs Expansion Vs Plant	2022/23	2023/24 (Delivery Program)	2024/25 (Delivery Program)	2025/26 (Delivery Program)
Water - Dunedoo Total				275,000	730,000	640,000	75,000
Water - Mendooran							
Mendooran - EOI Safe & Secure upgrade	Grant	75.00%	E	-	-	-	-
Meter replacements - Mendooran	RA	100.00%	R	10,000	-	-	-
Mendooran - New Bore				-	-	-	-
Water main replacements - Mendooran	RA	100.00%	R	50,000	75,000	100,000	60,000
Mendooran connect old river pumping station				-	-	-	-
Mendooran Water main extensions	RA	100.00%	E	50,000	40,000	40,000	-
Implementation of WLMP	RA	100.00%	E	35,000	-	-	-
Mains Air Scouring	RA	100.00%	R	-	-	-	-
SSWP Mendooran WQ Scoping Study	Grant	100.00%	E	-	2,000,000	2,000,000	-
Install Blend Tank	Grant	100.00%	E	250,000	-	-	-
Water - Mendooran Total				395,000	2,115,000	2,140,000	60,000
Warrumbungle Water Total				4,128,000	11,413,000	6,050,000	890,000
Warrumbungle Sewer							
Sewer - Baradine							
Baradine - Camp Cypress Sewer Line	RA	100.00%	E	-	-	-	-
Vacuum pot refurb	RA	100.00%	R	25,000	-	-	-
Refurb Inlet Works	RA	100.00%	R	50,000	-	-	-
Desludging of ponds	RA	100.00%	R	-	-	-	-
Sewage Treatment Plant -Vacuum pumps renewal	RA	100.00%	R	-	-	-	-
Baradine Sewerage Scheme Upgrade Scoping Study (Council contribution only to \$100k project) @25%	Grant	75.00%	E	-	-	-	-
Sewer Baradine - Pot servicing			R	-	-	-	-
Sewer - Baradine Total				75,000	-	-	-

Capital Project Description	Funding	% Funded	Renewal Vs Expansion Vs Plant	2022/23	2023/24 (Delivery Program)	2024/25 (Delivery Program)	2025/26 (Delivery Program)
Sewer - Binnaway							
Binnaway - Sewerage (Council contribution only to \$7.6m project) @25%	Grant	75.00%	E	-	-	-	-
Mains Replacements				-			
Sewer - Binnaway Total				-	-	-	-
Sewer - Coolah							
Coolah Sewage Treatment Plant Upgrade	Grant	53.50%	R	500,000	3,500,000	2,000,000	-
Sewer Mains Rehab - Coolah	RA	100.00%	R	170,000	80,000	140,000	140,000
Sewer - Coolah Total				670,000	3,580,000	2,140,000	140,000
Sewer - Coonabarabran							
Plant Items and Tools				10,000	-	10,000	-
Mains-Relining various sections Coona	RA	100.00%	R	65,000	65,000	65,000	65,000
Pump stations- renewal	RA	100.00%	R	50,000	50,000	50,000	30,000
Sewer Mains rehab - Coonabarabran	RA	100.00%	R	70,000	80,000	160,000	140,000
Telemetry Upgrade (All Towns) (Council Contribution only for 250k proj)	Grant	75.00%	E	-	-	-	-
Coonabarabran Sewage Treatment Plant Upgrade	Grant	75.00%	E	500,000	4,000,000	7,500,000	-
Sewer rehab (TBC) From below (see LA)	RA	100.00%	R	-	-	-	-
<i>Sewer Asset Conditon Assessment (Shire wide)</i>				-	-	-	-
<i>Effluent Reuse-Pivo Irrigator Replacement</i>				-	-	-	-
Sewer - Coonabarabran Total				695,000	4,195,000	7,785,000	235,000
Sewer - Dunedoo							
Dunedoo Sewage Treatment Plant Upgrade	Grant	65.00%	E	2,700,000	4,300,000	-	-
Mains-Relining various sections			R	125,000	-	-	-
Manhole rehab - Dunedoo	FFF	100.00%	R	45,000	80,000	150,000	140,000
Sewer - Dunedoo Total				2,870,000	4,380,000	150,000	140,000

Capital Project Description	Funding	% Funded	Renewal Vs Expansion Vs Plant	2022/23	2023/24 (Delivery Program)	2024/25 (Delivery Program)	2025/26 (Delivery Program)
Sewer - Mendooran							
Mendooran - EOI Sewer Scope	Grant	75.00%	R	-	-	-	-
Sewer - Mendooran Total				-	-	-	-
Warrumbungle Sewer Total				4,310,000	12,155,000	10,075,000	515,000
FFF Adjustments	FFF		R	-	-	-	-
Grand Total:				21,128,163	31,834,200	24,794,000	9,619,738

5.6 Balance Sheet

Consolidated Statement of Financial Position	2022/23	2023/24	2024/25	2025/26
Assets	\$'000	\$'000	\$'000	\$'000
Current Assets				
Cash and Cash Equivalents	16,346	12,670	11,014	16,623
Investments	-	-	-	-
Receivables	4,290	4,290	4,290	4,290
Inventories	568	568	568	568
Other	2,459	2,459	2,459	2,459
Total Current Assets	23,663	19,987	18,331	23,940
Non-Current Assets				
Investments	-	-	-	-
Receivables	-	-	-	-
Inventories	299	299	299	299
Property, Plant & Equipment	574,901	592,422	602,748	597,272
Investments Equity Method	455	455	455	455
Right of use Asset	148	98	49	-
Intangibles	80	80	80	80
Total Non-Current Assets	575,882	593,354	603,632	598,106
Total Assets	599,546	613,341	621,963	622,046
Liabilities				
Current Liabilities				
Payables	3,398	3,398	3,398	3,398
Borrowings	713	528	459	-
Contract Liabilities	1,459	1,459	1,459	1,459
Lease liability	51	53	23	-
Provisions	4,676	4,676	4,676	4,676
Total Current Liabilities	10,297	10,114	10,015	9,533
Non-Current Liabilities				
Payables	-	-	-	-
Borrowings	987	459	-	-
Lease liability	76	23	-	-
Provisions	2,675	2,675	2,675	2,675
Total Non-Current Liabilities	3,738	3,157	2,675	2,675
Total Liabilities	14,035	13,271	12,690	12,208
Net Assets	585,511	600,071	609,273	609,838
Retained Earnings	443,002	457,562	466,764	467,329
Revaluation Reserves	142,509	142,509	142,509	142,509
Total Equity	585,511	600,071	609,273	609,838

5.7 Cash Flow Statement

	2022/23	2023/24	2024/25	2025/26
Cash Flows from Operating Activities	\$'000	\$'000	\$'000	\$'000
<u>Receipts</u>				
Rates and Annual Charges	15,105	15,537	15,985	16,381
User Charges and Fees	6,207	6,186	6,394	6,522
Interest & Investment Revenue	196	207	211	215
Other Revenues	959	978	997	1,017
Grants & Contributions	29,762	33,356	28,297	19,797
<u>Payments</u>				
Employee Benefits & On-Costs	(15,934)	(16,202)	(16,526)	(16,857)
Materials & Contracts	(6,930)	(6,782)	(7,089)	(7,099)
Borrowing Costs	(58)	(28)	(10)	-
Other Expenses	(5,507)	(5,386)	(5,530)	(5,656)
Net Cash provided (or used in) Operating Activities	23,800	27,866	22,729	14,320
Cash Flows from Investing Activities				
<u>Receipts</u>				
Sale of Investment Securities	-	-	-	-
Sale of Real Estate Assets	-	-	-	-
Sale of Infrastructure, PP&E	856	873	891	908
Deferred Debtors Receipts	-	-	-	-
<u>Payments</u>				
Purchase of Investment Securities	-	-	-	-
Purchase of Infrastructure, PP&E	(21,128)	(31,834)	(24,794)	(9,620)
Purchase of Real Estate Assets	-	-	-	-
Contributions Paid to JVs & Associates	-	-	-	-
Net Cash provided (or used in) Investing Activities	(20,272)	(30,961)	(23,903)	(8,711)
Cash Flows from Financing Activities				
<u>Receipts</u>				
Proceeds from Borrowings & Advances	-	-	-	-
<u>Payments</u>				
Repayment of Borrowings & Advances	(713)	(528)	(459)	-
Repayment of Finance Lease Liabilities	(51)	(53)	(23)	-
Net Cash provided (or used in) Financing Activities	(764)	(581)	(482)	-
Net Increase/(Decrease) in Cash & Cash Equivalents	2,764	(3,676)	(1,656)	5,609
Cash & Cash Equivalents – Opening balance	13,583	16,346	12,670	11,014
plus: Investments on hand - end of year	-	-	-	-
Cash & Cash Equivalents - End of Year	16,346	12,670	11,014	16,623

6 Evaluation

Council generally measures its financial performance against a suite of key performance indicators (KPIs), some of which are prescribed by the NSW Government while others although not prescribed are included by Council as they are relevant in explaining and measuring Council's financial performance and position. Details of these ratios and Council's historical and forecast performance can be found below.

6.1 Cash and Investments Balance

Council's cash and investments balance is forecast to increase from \$13.6m in 2022/23 to \$16.3m during the Delivery Program period as Council catches up on Capital Projects.

6.2 Operating Surplus/(Deficit)

This ratio shows Council's operating surplus or deficit (which includes non-cash items such as depreciation). Council is expected to record a combined deficit of \$12.1m over the four years before Capital Grants. The 2022/23 financial year is expected to generate a surplus of \$10.7m with increased Operating Grants, Water and Sewer income. 2023/24 estimated surplus is \$14.5m due to higher Capital Grants of \$17.7m. 2024/25 is forecast to generate a surplus of \$9.2m with the 2025/26 year forecast a modest surplus of \$592k due to decreased Capital Grants. This is based on a very conservative forecast that Council will only receive minimum Capital Grants from 2022/23.

6.3 Debt Service Ratio

This ratio assesses the impact of loan principal and interest repayments on the discretionary revenue of Council. The NSW Government considers a ratio of greater than 2% as satisfactory. The Delivery Program shows an overall increase in the ratio as a result of lower loan repayments. Overall, it remains well above 2%.

6.4 Total Borrowings

This shows Council's total level of borrowings, which will be decreased over the Delivery Program period i.e. from \$1.0m in 2022/23 to nil in 2024/25.

6.5 Unrestricted Current Ratio

This ratio assesses the adequacy of working capital and its ability to satisfy obligations in the short-term for the unrestricted activities of Council. The NSW Government considers a ratio of less than 1.5 as unsatisfactory. Council's unrestricted current ratio is expected to remain well above the 1.5 considered satisfactory, due to the negative Water and Sewer Fund Balances.

6.6 Building and Infrastructure Renewals Ratio

This ratio assesses the rate at which building and infrastructure assets are being renewed relative to the rate at which they are depreciating. A ratio of less than 100% is unsatisfactory, although the NSW mean has ranged lower than 100% in the last 4 years. Council's renewals ratio is forecasted to peak at 86% in 2023/24 while it falls to 24% in 2025/26. Council's DP shows a falling Renewals ratio, however, this is subject to completion and budget revotes.



Warrumbungle Shire Council

Coonabarabran Administration Office

14-22 John Street
Coonabarabran NSW 2357

Phone: (02) 6849 2000

Coolah Administration Office

59 Binnia Street
Coolah NSW 2843

Phone: (02) 6378 5000

Mailing Address:

PO Box 191
Coonabarabran NSW 2357

Email: info@warrumbungle.nsw.gov.au